

SYCAMORE

Installation instructions : Sirius LED Link Lights SY7690—SY7695

Thank you for purchasing this SycamoreLED.com product. Please make sure instructions are followed carefully prior to and during installation and product is not altered, otherwise warranty may not be valid. For technical support or warranty information please visit www.sycamoreLED.com, or call our dedicated technical helpline +44 (0) 113 2866686.

IMPORTANT—Please read prior to installation

- 1) Please read these instructions carefully before commencing any work
- 2) Please retain this leaflet for future reference
- 3) This product must be installed by a qualified electrician in accordance with the current IEE wiring regulations
- 4) To prevent electrocution switch the power off at the mains supply before installing or maintaining this fitting
- 5) Ensure others cannot restore the electrical supply without your knowledge

GENERAL

- 1) Mains cable SY9553A required (included)
- 2) Link cables are also available (purchased separate);

SY9324 500mm link cable
SY9556 1000mm link cable
SY9325 3000mm link cable

INSTALLATION

- 1) This product can be mounted horizontally or vertically using the fixing clips provided in the pack
 - 2) Please use cable supplied in the box to connect mains supply to the fitting
 - 3) The fitting may be butt linked together to offer a continuous lighting system (max 6 fittings)
 - 4) Never leave pins exposed as these can cause electric shocks and death
 - 5) Choose desired location ensuring that the supply can be connected to a suitable electrical supply.
 - 6) Fix relevant brackets to surface and click the light fitting into position
 - 7) If there are fittings to be linked onto the first fitting, measure the length required and purchase an appropriate link cable.
 - 8) Restore power and check operation
- 9) PTO FOR IMPORTANT DIAGRAMS**

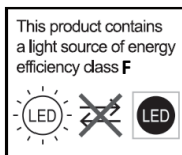
CARE IN USE

- 1) Please note this fitting has non replaceable parts
- 2) Always switch off or disconnect from the mains when cleaning the product.
- 3) We recommend cleaning with a soft dry cloth. Do not use scourers, abrasives or chemical cleaners.

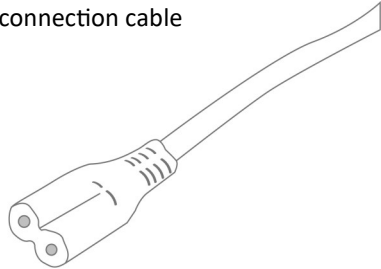
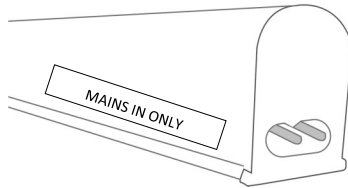
SycamoreLED.com
LS25 2DY

Technical helpline : 0113 2866686

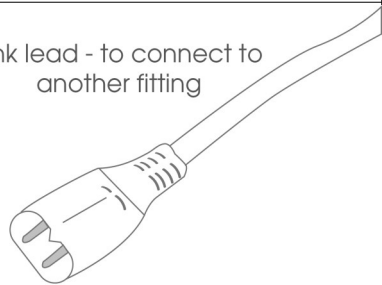
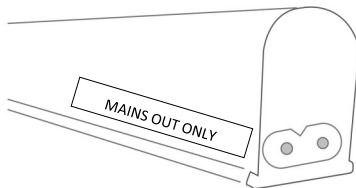
*Please email sales@sycamoreled.com to register your product



MAINS INPUT connection cable



Link lead - to connect to
another fitting



end cap



butt connector -
to connect to another
fitting



DO NOT CONNECT MAINS INPUT TO THIS END